



# Curriculum Newsletter

Bramham Shadwell Federation  
Class 2 - April 2021




All our learning in class this half term will be focused around the question:  
**Can I make a difference?**

## English

- The focus will be on the revision of grammar, punctuation and spelling that the children have learnt over the course of the academic year.
- The children will be developing their ability to write **expanded noun phrases** such as “the dark, murky pond” and apply it to their independent writing.
- The children will explore the use of **apostrophes for possession** and their use within contractions.
- Editing and improving their own work as they respond to their targets will be a continued focus.
- Spellings lessons will continue to take place daily with a spelling test each Friday.
- Handwriting is also a key area of development as the children continue to ensure that letters are formed, orientated and placed on the line correctly every time.

**The text we will focus on is:** The Day the Crayons Quit by Drew Daywalt

**The outcome will be:** to write our own persuasive letter using persuasive language.



### How can I help / information for Helping

Encourage your child to **read daily**. This may be a magazine, their own choice of book from home or their school reading book. Please feel free to comment about your child's wider reading in the back of their record book.

Discuss vocabulary with your child from their reading book - can you find a word that means the same as \_\_\_\_\_?

Ask your child to re-read a sentence to build up fluency

### What is the different use of an apostrophe?

An apostrophe can be used to indicate possession such as **'the girl's balloon'** or **'the boy's new bike'**.

An apostrophe can also be used in a contracted word such as **'did not'** becoming **'didn't'** to indicate the omission of letters.

## Maths

- This half term, the children will be learning about **time**, with practical learning opportunities. The children will learn how to tell and write the time to five minutes, including quarter past/to the hour and draw the hands on a clock face to show these times. They will also learn how to compare and sequence intervals of time and learn the number of minutes in an hour and the number of hours in a day
- To finish the half term, we will begin our unit of work on **volume** where children will be measuring in litres and millilitres and solving word problems associated with volume.
- We will continue to consolidate the children's knowledge of the four operations (+, -, x and ÷) as well as their understanding of fractions and shape during our maths lessons and morning maths tasks.
- They will continue to solve problems and learn to explain, convince others and justify their findings using mathematical vocabulary: ***I know that..., I think.... because....***
- In topic lessons we will learn about **tally charts** and **pictograms** within our Geographical skills and fieldwork unit.



### How can I help / information for Helping

Please help your child to learn their times tables and the related division facts; such as,  $9 \times 2 = 18$  and  $18 \div 2 = 9$ , as this increases their mathematical confidence and accuracy in all areas of maths.



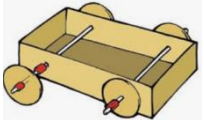

Please support your child with telling the time at home using an analogue clock.

### KIRF Targets – Summer Term 1



To tell the time to the nearest hour, half hour, quarter hour and five minutes.

**Key Vocabulary:**  
Twelve **o'clock**  
**Half past** two  
**Quarter past** three  
**Quarter to** nine  
Five **past** one  
Twenty-five **to** ten



Topic	Science	P.E
<p><b>Focus is:</b> During our topic of <b>Geography skills and fieldwork</b> the children will answer the question “Can I make a difference?”</p> <p><b>Skills / knowledge to be developed:</b> The children will learn the compass points and will conduct traffic surveys and undertake fieldwork studies of the local area. They will also look at aerial photographs of England and recognise famous landmarks</p>  <p><b>Applied through:</b> History / English /Maths/ Computing</p>	<p><b>Focus is:</b> This half term the children will carry out a topic on plants.</p> <p><b>Skills / knowledge to be developed:</b> The children will learn about seeds and bulbs and how they grow into mature plants. We will conduct an investigation to find out what happens to seeds which are grown under different conditions and discuss why some seeds were more successful than others.</p>   <p>Our SITE project will focus on wheels and axles and we will each build a seed spreader which can be pushed or pulled along.</p>	<p><b>Focus is:</b> Games - outdoors</p> <p><b>Skills / knowledge to be developed:</b> Team games, cooperation and working together.</p> <p><b>Applied through:</b> Children will develop their techniques to enhance their co-ordination and will play a variety of games in small teams.</p>  <p>Our PE day is <b>Tuesday</b>. Please ensure that your child has their <b>named outdoor PE kit including trainers</b>.</p>
<p><b>How can I help / information for Helping</b> Discuss the area where you live and look at maps to find North, South, East and West. Can they give simple directions from one landmark to another? Can they make a set of directions for a toy to reach a set point using compass points/right and left?</p>	<p><b>How can I help / information for Helping</b> Engage in conversation about nature around the home or in the local environment. Take a nature walk or visit a local nature reserve. Do you have plants in your garden at home? Do you know the name of some flowers or plants? What do you notice about the flowers and plants?</p>	<p><b>How can I help / information for Helping</b> Practise throwing and catching with different sized balls. Encourage children to create their own games and rules and explain how by working together, they are more likely to be successful.</p>

Music	PSHE / MindMate	R.E.
<p><b>Focus is:</b> Creating compositions</p> <p><b>Skills / knowledge to be developed:</b> Listening to and exploring different elements and layers that make a song.</p> <p><b>Applied through:</b> BBC Sounds ‘Play It’ <i>Hands in the Air, Take You Home, Be in the Band, Bring the Noise</i></p>	<p><b>Focus is:</b> Sex and Relationship Education (boys, girls and families)</p> <p><b>Skills / knowledge to be developed:</b> developing the children’s understanding of the similarities and differences between boys and girls.</p> <p><b>Applied through:</b> Discussion / Circle time / debate</p>	<p><b>Focus is:</b> How can we look after our planet?</p> <p><b>Skills / knowledge to be developed:</b> Re-telling religious and non-religious stories and beliefs about creation and thinking about how we can look after our beautiful environment.</p> <p><b>Applied through:</b> Discussion / Circle time / debate</p>
<p><b>How can I help / information for Helping</b> Listen to different genres of music. Talk about the different instruments you can hear. What kind of music is it? Classical? Jazz? Pop? Can you find the pulse? Can you copy any rhythms?</p>	<p><b>How can I help / information for Helping</b> The children will also be learning about World Asthma Day and Deaf Awareness Week.</p>	<p><b>How can I help / information for Helping</b> Discuss recycling at home – do you have a recycling bin? Can you encourage your child to sort some items for recycling? A debate is being encouraged at the moment about the use of plastic – can you discuss how to reduce the use of plastic in your home?</p>

Homework	Any Other Information / Dates for the Diary
<ul style="list-style-type: none"> <li>• <b>Reading:</b> We encourage all children in KS1 to read for 15 minutes a day. Please log what they have read in their reading record. Books will be given out on Tuesday and Friday each week. They will ONLY be changed on these days and will stay in book bags until these days so please keep reading and re-reading books at home to improve fluency.</li> <li>• <b>Please take advantage of the online Oxford Owls reading books to read alongside the reading books that the children bring home.</b></li> <li>• <b>KIRF target:</b> See maths</li> <li>• <b>Spellings:</b> A list of spelling words will be sent out each Friday, with a spelling test the following Friday. <b>Please bring your yellow folder and spelling sheet back every Friday.</b></li> <li>• <b>Times Tables:</b> A set of times tables will be sent out each Monday, with a times tables test the following Monday.</li> </ul> <p><b><u>Maths / English Homework</u></b></p> <ul style="list-style-type: none"> <li>• English and Maths homework will be sent out each Thursday, to be returned the following Tuesday.</li> </ul>	<p><b>Tuesday 27<sup>th</sup> – Thursday 29<sup>th</sup> April</b> – Parent Consultation Meetings</p> <p><b>Monday 3<sup>rd</sup> May</b> – May Bank Holiday</p> <p><b>Friday 28<sup>th</sup> May</b> – School finishes for half term break</p> <p><b>Monday 7<sup>th</sup> June</b> – Back to school</p>  <p><b><u>Fruit</u></b> There is a fruit/vegetable snack for every child at school at break time. Children are allowed to bring their own if they wish, but this must just be fruit or vegetable and not cereal bars etc.</p> <p><b><u>Independent Reading Books</u></b> As it is difficult to share books from our reading corner at the moment, we would like to invite the children to bring a book which they can use for quiet reading time in class. The children will keep this in their drawer and bring home when they have finished. This should be something that the children enjoy reading and can be books that they have read before. Please ensure that it is named.</p> <p><b><u>Water Bottles</u></b> Please ensure that your child has a <u>named water bottle</u> in school every day. They must remember to take it home every evening to wash the bottle and bring it in to school already full. This will ensure that the bottles are kept clean and germ-free for the children's use each day.</p> <p><b><u>Pencil Cases</u></b> Please also encourage your child to <u>leave their school pencil case in their trays</u> on a daily basis to avoid children forgetting to bring them back each morning. They just need a small pencil case with the items of the list given by school including a glue stick.</p> <p>We encourage you to follow our school Twitter account @BramhamShadwell. We regularly post updates and photographs of what your children are learning in class alongside other important school information, reminders and updates.</p> 

We are so happy to have the children back in school and look forward to a happy and healthy term. Thank you, as always, for your continuous help and support. If you have any queries please do not hesitate to contact us.

Miss Hole ☺